

Other English Guide Books & Websites

Enjoy Waking Up and Down on Romantic Slopes in Otaru



This A4-size city map is user-friendly. Aimed at being easy to read with many illustrations. It is available at locations such as Otaru Station.

Otaru Tourism Access Guide

http://www.city.otaru.lg.jp/kankou/torikumi/china/engo_barrier_free.html



This guide provides useful information about Otaru, including the use of public transportation and some helpful tips on public manners.

Otaru Sightseeing Map "Sugusoko Otaru"

http://otaru.gr.jp.e.go.hp.transer.com/guide-map/



This map covers not only the central area but also the outer area of Otaru City. The map provides useful information regarding access to/from Otaru. All areas on the map are clearly marked. It is possible to estimate both the time and distance using this map should you wish to stroll around the city center.

Otaru City Website

http://www.city.otaru.lg.jp.e.go.hp.transer.com/



Otaru Tourism Association Website

http://otaru.gr.jp/welcome_en/



Otaru Sakaimachidori Shopping Street Website

http://en.otaru-sakaimachi.com/



※More travel guides in English are available in Canal Plaza (Tourist Information Center).



Otaru University of Commerce COC(Center of Community) Project

Otaru Cruise Ships Project

In October 2014 we, 8 students from Otaru University of Commerce, started the "Otaru Cruise Ships Project" with the aim of creating a new tourist map to help cruise passengers coming to our city. Both Japanese and international exchange students have worked together for making this map. Through research and survey, we collected useful data including opinions from tourists visiting Otaru. We aim to provide you with helpful information to make your stay more comfortable in Otaru. We hope that this map is useful for all types of tourists visiting from all over the world.



◆ Project members from Otaru University of Commerce ◆

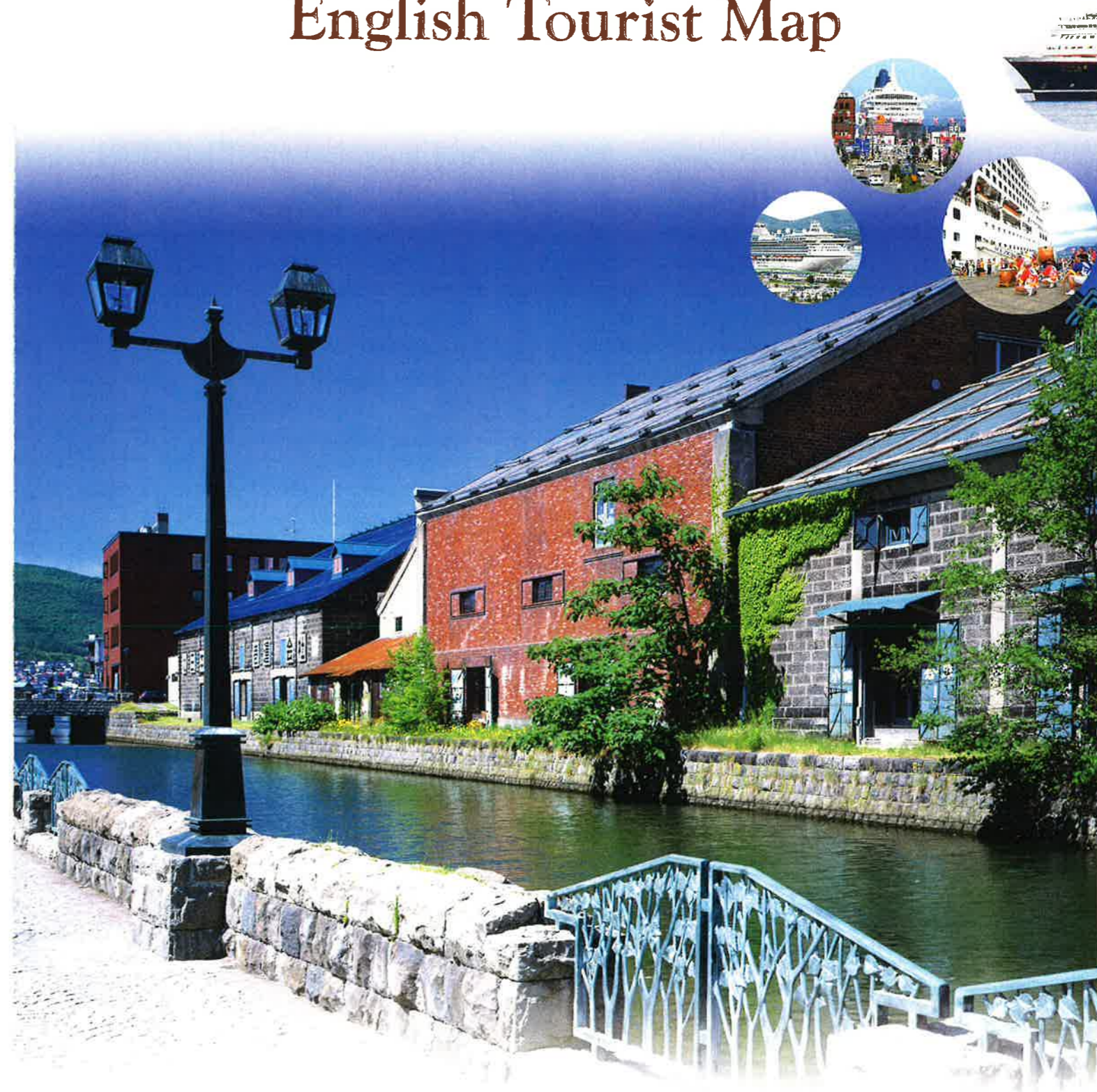
- Noriko Inoue(Associate Professor)
- Chihiro Sasaki, Takuya Chiaki, Mayo Yoshida, Fumitaka Nakano, Rima Tokuda ,Ryu Hyung, Kim Hyong Jung, Elisa Risso



※このMAPの内容は2015年3月現在の情報です。Issued March 2015

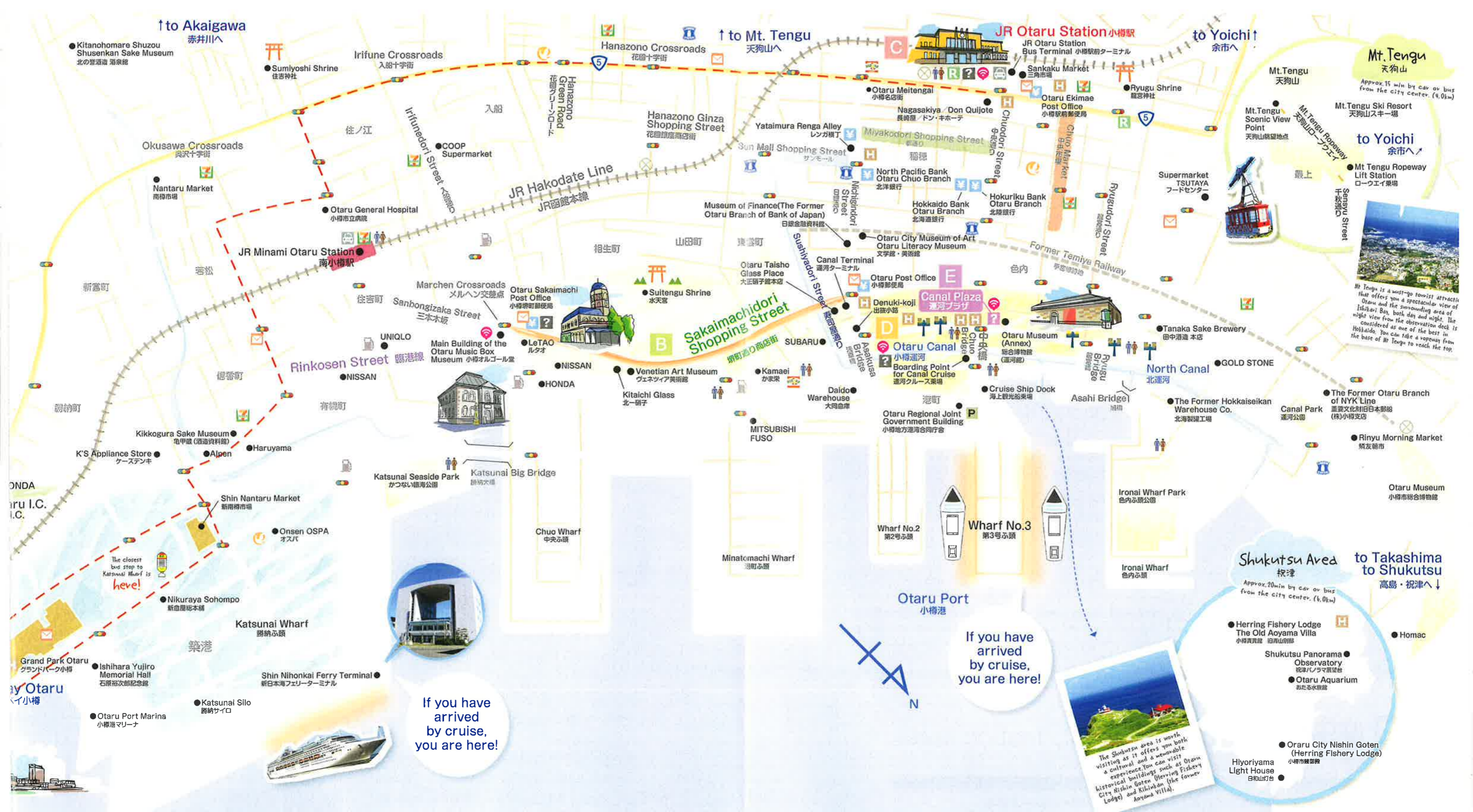
Welcome to Otaru!

English Tourist Map



YOUR COMPLETE GUIDE TO:

Places of Interest, Local Cuisine, Transportation, Free Wi-Fi, Money Exchange, Tourist Information Center, and more...



If you have arrived by cruise, you are here!

If you have arrived by cruise, you are here!



The Shukutsu area is worth visiting as it offers you both a cultural and a memorable experience. You can visit historical buildings such as Otaru City Nishin Goten (Herring Fishery Lodge) and Rikishan (the former Aoyama Villa).

sushi restaurants in Otaru you can enjoy the extraor- (Shrimp) and Herring!



Events イベント Pick Up Events In Otaru

Late May - early July	Peony Festival
Late May - early June	Otaru Shukutsu Herring Festival
Mid- June	Otaru Canal Road Race Competition
Late July	Otaru Ushio Festival, Otaru Glass Market
Early August	Otaru Sakaimachi Yukata and Wind Chime Festival
Mid-November	Otaru Mantis Shrimp Festival
Mid-November - January	Otaru Snow Story
Early to mid -February (ten days)	Otaru Snow Light Path



Access to Otaru 小樽へ

Railroad (JR)

- ◇ New Chitose Airport → Otaru Station (about 1 hour and 10 minutes)
- ◇ Sapporo Station → Otaru Station (about 30 minutes)

Rental car

- ◇ New Chitose Airport → Otaru Station (about 1 hour and 10 minutes)
- ◇ Sapporo Station → Otaru Station (about 30 minutes)



Contact お問い合わせ

Should you require assistance or need information, please contact us

Tourist Information	Area	Open/Close	Phone number
Otaru International Information Center	D	9am-6pm	+81-134-33-1661
Asakusa Bridge Tourist Information Desk	D	9am-6pm	+81-134-23-7740
Otaru Station Tourist Information Desk	C	9am-6pm	+81-134-29-1333
Sakaimachi Street Tourist Information Desk	B	9am-7pm	+81-134-27-1133

※Closing time is subject to change without notice

Welcome to Otaru! English Tourist Map

A Wing Bay Otaru

approx. 12 min walk (1.0km) from Katsunai Wharf
approx. 30 min walk (2.5km) from Wharf No.3

Wing Bay Otaru is a large shopping mall, directly connected to the JR Otaru Chikko Station. The mall houses a variety of clothing, food/drug stores and restaurants. Also a number of entertainment facilities such as a cinema and ten-pin bowling can be enjoyed. The international luxury hotel, Grand Park Otaru, is located adjacent to Wing Bay Otaru shopping mall. (Opening hours: open every day from 10:00 am to 9:00 pm)



B Sakaimachidori Shopping Street

approx. 17 min walk (1.3km) from Katsunai Wharf
approx. 7 min walk (600m) from Wharf No.3

Sakaimachi Street is where you will find the Music Box Museum as well as the Kitaichi Glass store. You will also find a variety of other stores such as souvenir shops and seafood restaurants. Many of the famous and popular confectionery shops in Hokkaido, such as LeTAO, can also be found along this Street, where you can treat your sweet tooth.



C Otaru Station

approx. 35 min walk (2.8km) from Katsunai Wharf
approx. 10 min walk (850m) from Wharf No.3
approx. 5 min by train from JR Otaru Chikko Station or JR Minami Otaru Station (Fare: ¥210)

Otaru Station's current building was built during 1934. Otaru Station is the oldest station building in Hokkaido. It contains a tourist information center, where you can find a variety of travel brochures in multiple languages. Tarche, the popular food shop inside the building, sells a selection of local specialties. A bus terminal and taxi stand are located just outside the main entrance. It is from here that you can find your way to other places of interest in Otaru as well as the surrounding Shiribeshi Region.



D Otaru Canal

approx. 23 min walk (1.9km) from Katsunai Wharf
approx. 3 min walk (150m) from Wharf No.3

The Otaru Canal played a significant part in promoting the development of Otaru as one of the most prominent port cities in Japan. It has since become the city's most visited tourist destination and a renowned photo spot. A nostalgic feel and atmosphere created by the surrounding historical buildings and the Canal can be enjoyed just a 5 min walk away from Sakaimachidori Street (lined with souvenir shops, cafes and restaurants) and within a short distance (11 min walk) from Otaru Station.



E Canal Plaza

approx. 27 min walk (2.2km) from Katsunai Wharf
approx. 5 min walk (300m) from Wharf No.3

Canal Plaza is a tourist information center located adjacent to the Otaru Canal. The International Information Center is situated inside the Plaza. In the Center, there are staff that can assist you in English, Chinese and Korean. Free Wi-Fi and a number of travel brochures for non-Japanese tourists are also available. In addition, the Canal Plaza building houses shops specializing in goods sourced locally from within Otaru as well as the surrounding Shiribeshi Region.



Sushi 寿司 ~Otaru's most well-known culinary delight~

Otaru is nationally known as a "Town of Sushi." There are over 100 sushi shops in the city. These can be found in the vicinity of "Sushiyadori Street." Here you can enjoy the freshness of local seafood such as Sea Urchin, Shako (Mantis Shrimp), etc.

Seasonal Sushi Toppings

- Spring (March-May).....Shako, Herring
- Summer (June-August).....Shako, Sea Urchin, Tuna
- Autumn (September-November).....Hakkaku (Sailfin Poacher), Shako, Mackerel, Salmon Roe, Salmon
- Winter (December-February).....Hakkaku, Oyster, Tuna, Scallop, Herring



FREE Wi-Fi



Free Wi-Fi is available within Otaru City. To access free Wi-Fi you will require a Wi-Fi card, which is available for free from a member of staff at the following locations: Canal Plaza (Tourist Information Center), Asakusa Bridge Tourist Information Center and the Otaru Music Box Museum. The card will include a User ID and Password and is valid for a 14-day period (336 hours). For a full list of Free Wi-Fi facilities and their locations (marked with a Wi-Fi symbol) go to the Wi-Fi log on home page (or web page <http://flets.com/freewifi/use.html>).

*At Otaru Station, you need to buy a train ticket to obtain a free Wi-Fi card.

Web Site

<http://flets.com/freewifi/smp/>

Wi-Fi Spot

<http://flets.com/freewifi/use.html>



Bank & Money Exchange / 銀行・両替

	North Pacific Bank Otaru Chuo Branch		Hokkaido Bank Otaru Branch		Hokuriku Bank Otaru Branch		Japan Post Bank			
	Foreign currency -> JPY - Japanese Yen	JPY - Japanese Yen -> foreign currency	Foreign currency -> JPY - Japanese Yen	JPY - Japanese Yen -> foreign currency	Foreign currency -> JPY - Japanese Yen	JPY - Japanese Yen -> foreign currency	Otaru Post Office	Otaru Post Office	Otaru Post Office	Otaru Post Office
USD - US Dollar	○	○	○	○	○	○	○	○	○	○
EUR - Euro	○	○	○	○	○	○	○	○	○	○
AUD - Australian Dollar	○	○	○	○	○	○	○	○	○	○
KRW - South Korean Won	○	○	○	○	○	○	○	○	○	○
CAD - Canadian Dollar	○	○	○	○	○	○	○	○	○	○
GBP - British Pound	○	○	○	○	○	○	○	○	○	○
CHF - Swiss Franc	○	○	○	○	○	○	○	○	○	○
TWD - Taiwan New Dollar	○	○	○	○	○	○	○	○	○	○
CNY - Chinese Yuan Renminbi	○	○	○	○	○	○	○	○	○	○
HKD - Hong Kong Dollar	○	○	○	○	○	○	○	○	○	○
THB - Thai Baht	○	○	○	○	○	○	○	○	○	○
MYR - Malaysian Ringgit	○	○	○	○	○	○	○	○	○	○
SGD - Singapore Dollar	○	○	○	○	○	○	○	○	○	○
IDR - Indonesian Rupiah	○	○	○	○	○	○	○	○	○	○
NZD - New Zealand Dollar	○	○	○	○	○	○	○	○	○	○
RUB - Russian Ruble	○	○	○	○	○	○	○	○	○	○

*The availability of various currencies and their conditions (e.g. notes only, exchange rate, maximum transaction amount and buying of travelers check) may vary depending on each bank/post office. Please check at the service counter.



Transportation Information / 交通情報

How to use trains

- Buying a train ticket -
 - 1 Locate your destination and note the corresponding fare on the map above the ticket machine. Ticket prices are shown beside each station.
 - 2 At the ticketing machine press the button marked "English," which can be found in the top right hand corner of the screen on the ticket machine. Once pressed, all information will be displayed in English.
 - 3 Finally press the corresponding button on the screen that shows the fare for your journey of choice.

※ Should you experience any problems, please seek assistance from the service counter where a member of staff will be happy to assist you.
- Going to a train platform -

※ Note that Japanese trains are classified typically as "local," "rapid" and "express." Local trains stop at every station, while rapid and express trains skip some stations.

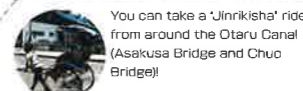


How to use a bus in Otaru City

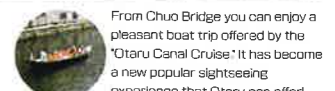
- Getting on a bus -

※ Enter the bus through the middle door (use the front door when getting off).
- Getting off a bus -
 - 1 An electronic display above the driver shows the next stop. When your stop is approaching, press one of the driver call buttons on the wall. This will signal to the driver that you wish to get off at the next stop.
 - 2 When getting off, put your ticket and the exact fare into the box next to the driver.

※ If you don't have the exact fare, use the change machine located next to the fare box as it does not give you any change.



You can take a "Jinrikisha" ride from around the Otaru Canal (Asakusa Bridge and Chuo Bridge)



From Chuo Bridge you can enjoy a pleasant boat trip offered by the "Otaru Canal Cruise." It has become a new popular sightseeing experience that Otaru can offer!